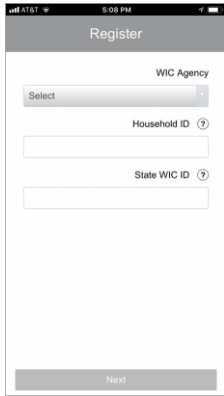




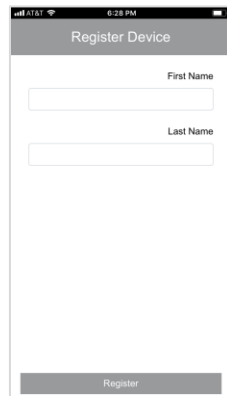
my WIC app is available to download from the App Store and Google Play. Search using "My OK WIC".

## How to Register

The app will require you to **Register**. Only one household can be registered on your phone. Multiple phones can be registered.

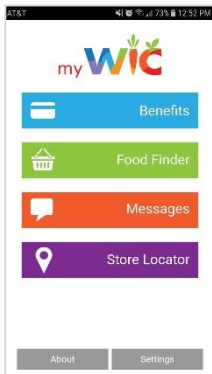


Select WCD from the **WIC Agency** dropdown  
Enter **WIC Household ID** and **State WIC ID**

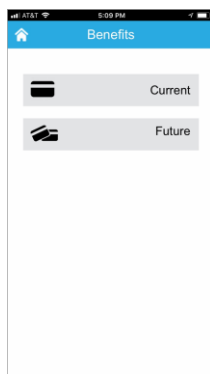


Enter **First Name** and **Last Name**

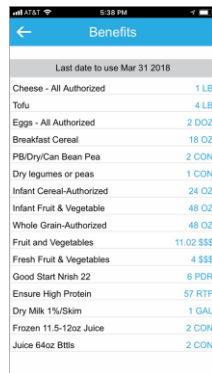
## How to Use my WIC: Benefits



Select **Benefits** Button

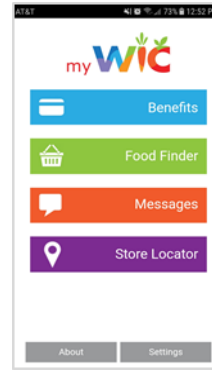


Select **Current** or **Future** Button

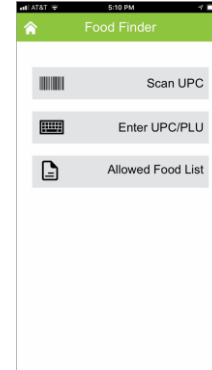


Available household benefits are listed

## How to Use my WIC: Food Finder



Select **Food Finder** Button



Select **Scan** or **Enter** Button



UPC



PLU

Scan UPC barcode or Enter UPC or PLU numbers



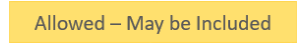
WIC allowed and available in current benefits



Not WIC Allowed



WIC allowed but not available in current benefits

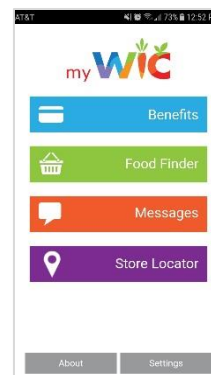


WIC Allowed but check fruit and vegetable

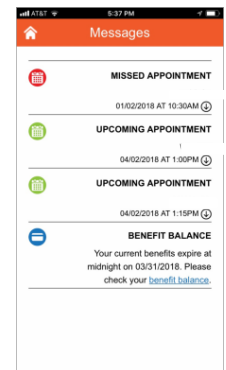


WIC allowed but balance in current benefits is too low to use

## How to Use my WIC: Messages



Select **Messages** Button

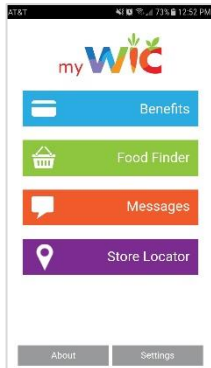


Household messages are listed

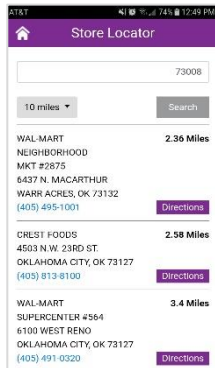




## How to Use my WIC: Store Locator



Select  
Store Locator  
Button



Available stores  
are listed  
based on current or  
entered location

